

T-Wall®





A HERITAGE OF ARCHITECTURAL INTERIORS

There have been changes to T-Wall® over these 50 years, but today it remains a proven performer with installations around the globe. Installation is fast, clean and simple. Power and data routing and access is a snap. Later, if needs change, the layout can be rapidly reconfigured for continued years of service.





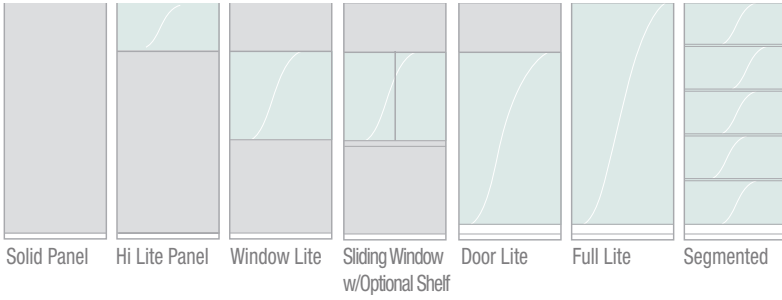
SPACE DIVISION MADE SIMPLE — AND SUSTAINABLE

Unitized, modular panel construction makes T-Wall simple to plan and install. Choose from solid, glazed and partially glazed panels, and a full range of door and hardware options. The system is made to handle challenging site conditions and delivers solid solutions to meet functional and structural requirements.

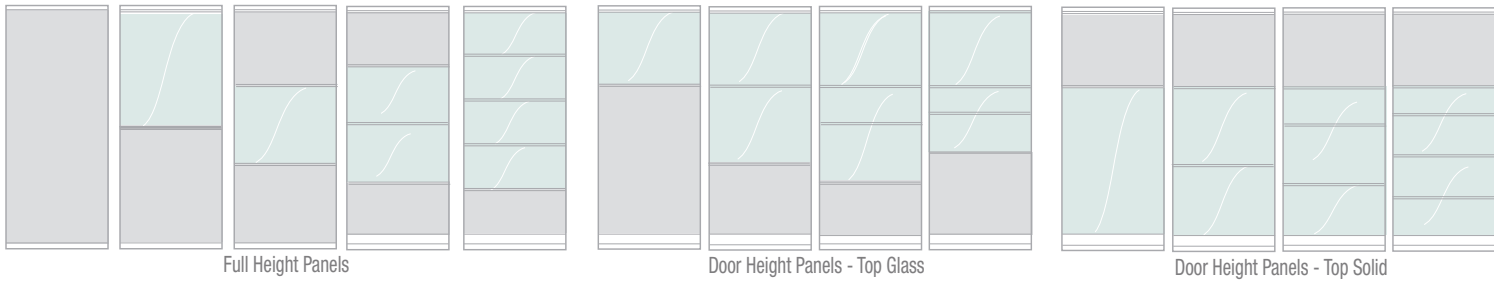
Sustainable by design, T-Wall reduces construction waste, is 95% re-usable and 97% recyclable. It reconfigures with minimal impact to carpet and ceiling so it's truly re-usable.



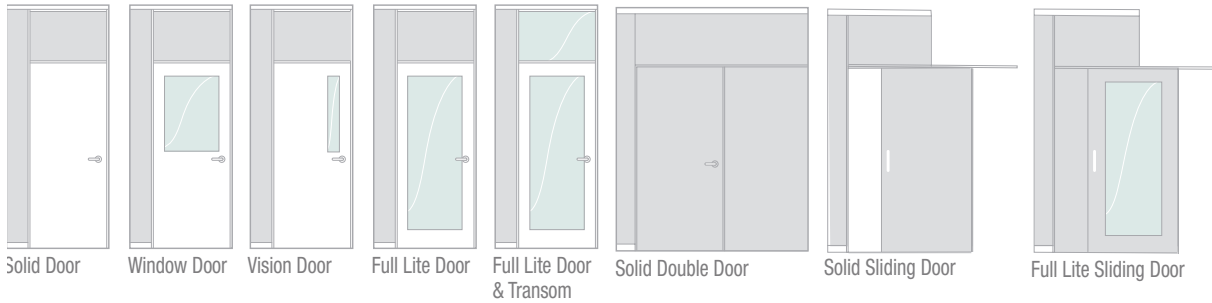
PANEL CHOICES



VARIABLE GLASS PANELS WITH CUSTOM SEGMENTS



DOOR OPTIONS



See pricebook for specific sizes and configurations.

POWER + DATA



Pilasters can easily accommodate your choice of lighting controls or card reader.



Power and data can be routed through vertical Pilasters and the Base wireway. Duplexes can be installed for access in Pilasters.

PULL + LOCK OPTIONS



18" Sliding Door Post Pull



18" Sliding Door Post Pull with standard lock (non-SFIC). Small Format Interchangeable Lock (SFIC) available.



Lever Set with non-SFIC lock. Passage set available.



Lever Set shown with SFIC lock option (COM core).